

DORCUS BIKE CORP.

佳昇工業有限公司

公司介紹 Company Introduction 2025

已通過ISO 9001認證 | ISO 9001 Certificated

PROFILE

- 2007 Dorcus was founded in Taiwan as a brand company, dedicated to our own bikes and component and started to expand our business of completed bikes in Taiwan and oversea markets.
- 2011 As a professional OEM/ODM, we handled all Asian orders of European bike companies, including purchasing and shipping all of frames and parts to Asian distributors directly, such as Japan, Thailand, Russia and Ukraine...etc.
- 2012 Dorcus China office was founded to satisfy the increasing business and China market.
- 2014 Dorcus bike assembly factory opened in Taiwan on May. Since then, we did all assembly productions by ourselves and handled all details for shipment and delivery.
- 2015 We have 50 peoples at the present time to handle 6,000 bikes per month. The yearly capacity is around 72,000 bikes.
- 2016 New office has completed to accommodate more people and handle more upcoming business.
- 2018 Increased to 70 peoples to handle 9,000 bikes /month. 110,000 bikes yearly mostly E-Bike.
- 2019 The fifth bike assembling line has opened to deal with growing orders.
- 2020 Up to 100 peoples with more than 14,000/month.
- 2023 We are stronger than we ever imagined.

DORCUS BIKE CORP.

No.1-17, Shanjiao Rd., Dacun Township,
Changhua County 515, Taiwan



+886-4-8529555



+886-4-8527755



sales02@dorcuscycle.com



www.dorcusbike.com



find more



DORCUS

The Most Reliable Partner

PROFESSIONAL BIKE MANUFACTURER

WE DEVELOP | PURCHASE | PRODUCE | ASSEMBLY | DELIVERY

· High Quality · High Satisfaction · High Services · High Efficiency

DORCUS

DORCUS BIKE CORP.

ABOUT

DORCUS BIKE CORP. is a Taiwan bicycle factory that is passionately committed to providing outstanding products and services. We have nearly 30 years of experience in bicycle OEM and marketing. We specialize in manufacturing a wide range of top-quality complete bicycles and bike parts supplies.

With long experiences in the bicycle industry, DORCUS became one of the most reputable and high-value-added OEM / ODM partnerships to deal with international companies.

PRODUCTION

DORCUS production teams have nearly 30 years of experience in bicycle OEM and marketing. We have participated in production for multiple successful models below:
E-BIKE – E-MTB Full Suspension/E-MTB Hard-tail/E-City/E-Trekking. MOUNTAIN – MTB-Hard-tail Carbon/MTB-Full Suspension. ROAD – Racing Carbon/Gravel. CITY/TREKKING.

Our senior managers and sales team are able to be experts in cross-cultural communication with customers, as they are all well-educated and understand the requirements of different western markets.

ASSEMBLING

DORCUS imported the same standard with the global production system and established quality processes with consumers' core opinions. Hope to improve our assembly quality and to solve customers' complaints.

At the same time, we also imported advanced production equipment and standards with global partners, improving the problem of detection ability, also through the resources of partners worldwide, quickly solving the problem.

YES
WE
CAN

DEVELOPMENT

From idea to reality, we focus on researching and designing first-class products. DORCUS development team devote themselves to creating value for customers. With different countries and cultures, we will develop exclusive products for each customer to adapt to their local market. Even the most important is, we are quick!

On a daily basis, we are striving to make the best better by building the perfect bikes for our customers.

PURCHASING

DORCUS supply chain has a long history. The beginning of our supply chain to dealing with the customer as partners. Major league after open innovation platform, members of the supply chain on the cover, middle and lower reaches.

The important feature is customer-driven, by providing high-quality products and services, on-time delivery, low cost and high efficiency to reach the customers fully satisfied.

DELIVERY

Over the years, we use the barcode warehouse management system. Bar code technology is a bond of the information in each stage of the product life cycle linked together, which can track the whole process from production to sales of products and making the enterprise in the fierce market competition in a favourable position.

We guarantee satisfaction before you receive the products. This is what we promise all of our partners.



WE DEVELOP | PURCHASE | PRODUCE | ASSEMBLY | DELIVERY
ALL YOU NEED IS IN DORCUS



關於我們

ABOUT DORCUS

已通過ISO 9001認證 | ISO 9001 Certificated

 **DORCUS**

DORCUS BIKE CORP.

YES, WE CAN

DORCUS BIKE CORP.

是一家專注於高級自行車製造與提供完整製繕服務的公司，擁有ISO 9001認證的驗證機制與高準確性製造流程，更是富有創意的設計團隊。我們為每位客戶從零開始負責開發、採購、生產、組裝到交付，為全球供應完整的自行車服務。

DORCUS BIKE CORP. is a Profession within high-end bicycle manufacturing and integrated production solutions. Backed by an ISO 9001-certified quality management system and state-of-the-art precision manufacturing, we combine innovation with excellence. Our expertise spans the entire process—from R&D, purchasing, and production to assembly and global distribution—delivering world-class bicycle solutions tailored to our clients' needs.



組裝線

BIKE ASSEMBLY LINE

已通過ISO 9001認證 | ISO 9001 Certified

 **DORCUS**

DORCUS BIKE CORP.



預備組

PREPARATION
DEPARTMENT



天心組

PRE-ASSEMBLY
DEPARTMENT



裝配組

MAIN
ASSEMBLY LINE



包裝組

PACKAGE
DEPARTMENT

自行車組裝線

DORCUS 導入與全球生產系統相同的標準，並根據消費者的核心意見建立品質流程，重於品質改善並解決客戶的回饋問題。

BIKE ASSEMBLY LINE

DORCUS imported the same standard as the global production system and established a quality process with consumers' core opinions. Aim to improve our assembly quality and to solve customers' complaints.



預備組



我們的專責預備部門嚴格把關著
車把手測試、坐墊及座管組裝。

高品質的小零件包裝也不例外。
我們關注每個細節，力求完美。

PREPARATION DEPARTMENT

Our dedicated department carefully
handles handlebar testing, as well as
saddle and seat post assembly.

On the other hand, high-quality small
parts packages are no exception. We
handle every detail with precision and
excellence.



預備組
PREPARATION DEPARTMENT



天心組

我們的天心組部門嚴格檢查所有前後變速器及車頭零件，確保最佳品質。

我們的團隊擁有豐富的組裝經驗，專注於車架、手把、前叉及車頭零件的安裝，確保後續組裝線能夠高效運行。


PRE-ASSEMBLY DEPARTMENT

Our pre-assembly department pays attention to all the rear/front derailleur and head parts carefully to reach the best quality.

Our members have long experience in assembling frames, handlebars, forks, and head parts to be ready for other assembly lines for efficient processes.



天心組
PRE-ASSEMBLY DEPARTMENT



天心組
PRE-ASSEMBLY DEPARTMENT



裝配組


我們的裝配生產線承接其他部門的組裝成果，將整輛自行車打造至完美。每位團隊成員各司其職，並擁有豐富經驗，能夠靈活且高效地處理各種車款。

MAIN ASSEMBLY LINE

The main assembly line finalizes the process, bringing together components from various departments to create a flawless bicycle. Each member has a specific role and extensive experience, ensuring efficient and expert handling of different models.



裝配組
MAIN ASSEMBLY LINE



裝配組
MAIN ASSEMBLY LINE



包裝組

在組裝線之後，我們的包裝部門細心包覆每個零件，確保安全與完整性。即使面對複雜的車架形狀，我們承諾提供高品質的產品保護，讓客戶安心收到最完善的成品。

PACKAGE DEPARTMENT

Immediately after the main assembly line, our packaging department meticulously ensures that every part is securely protected for safety and completeness. Despite the complexity of shapes, we are committed to delivering products with top-tier protection, maintaining our high-quality standards.



包裝組
PACKAGE DEPARTMENT



包裝組
PACKAGE DEPARTMENT



輪圈組

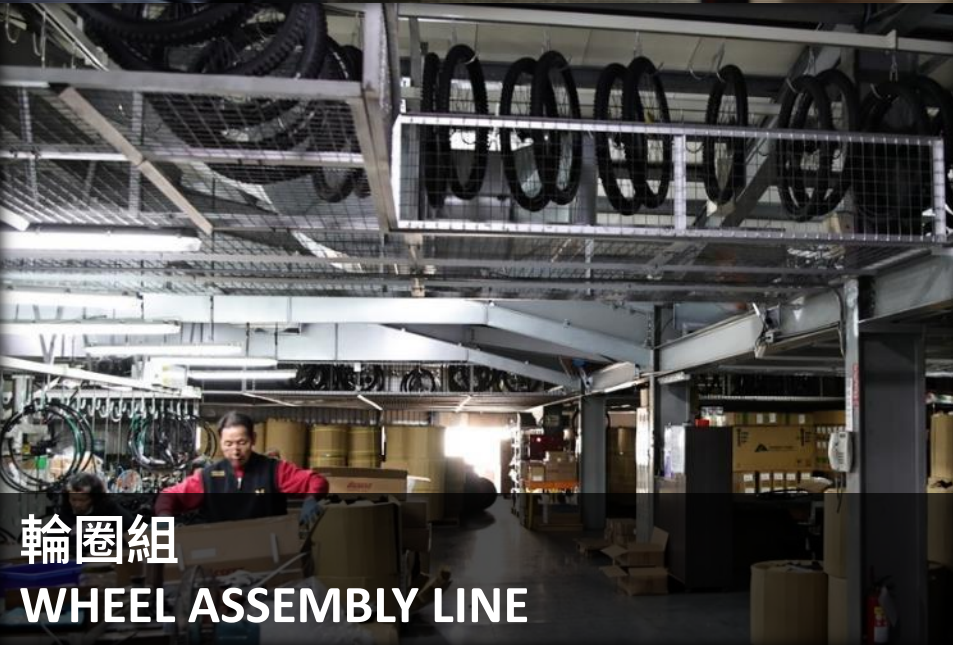

我們擁有獨立的輪圈組，負責輪圈、輻條、銅頭的組裝與相關的測試工作。

輪組就如同自行車的靈魂，我們的團隊嚴格把關每個細節。


WHEEL ASSEMBLY LINE

We have a dedicated wheel department responsible for wheel rims, spokes, nipple assembly, and testing.

Wheels are the soul of a bike, and our team ensures each component meets the highest standards with precision and care.



輪圈組
WHEEL ASSEMBLY LINE



輪圈組
WHEEL ASSEMBLY LINE



運送組

多年來，我們一直都使用條碼倉儲管理系統。

條碼技術連結了各階段產品的生命週期，可追蹤從生產到銷售的全過程，使企業在激烈的市場競爭中占據有利位置。

DELIVERY

Over the years, we have implemented a barcode warehouse management system.

By integrating barcode technology at every stage of the product life cycle, we ensure seamless tracking from production to sales. This system strengthens our competitive edge in a dynamic market environment.



倉儲空間

除了倉庫外，我們的主要組裝廠內也有充足的空間來存放產品。

這有助於我們團隊有效管理出貨流程，確保按客戶期望的到貨時間配送。

STORAGE SPACE


In addition to our warehouse, we have ample space in our main assembly building for product storage.

This allows our team to efficiently manage the delivery workflow and ensure shipments align with customers' requested arrival times.

雙層倉庫區域

DUAL-FLOOR WAREHOUSE

已通過ISO 9001認證 | ISO 9001 Certificated



雙層倉庫區域

DORCUS 提供充足的儲存空間，以滿足客戶需求。我們的雙層倉庫配備條碼倉儲管理系統，確保高效且一致的運作。此外，倉庫內還安裝了自行車測試設備，以維持產品的完美品質。

DUAL-FLOOR WAREHOUSE

DORCUS offers ample storage with a barcode-managed warehouse for efficiency and consistency, along with testing machines to ensure top-quality products.



雙層倉庫區域
DUAL-FLOOR WAREHOUSE

第三方認證

DORCUS 深知第三方認證對產品品質、客戶信任及市場競爭力的重要性。我們與 SGS、Intertek、UL 等國際機構合作，確保產品符合全球標準，提升安全性與耐用性。

認證不僅幫助客戶順利進入市場，增強品牌信譽，也確保我們的產品符合環保法規，降低貿易風險，響應綠色製造趨勢。

我們將持續優化品質管理，確保每輛自行車達到最高標準，為消費者提供安全可靠的騎行體驗。

THIRD-PARTY CERTIFICATION

DORCUS recognizes the importance of third-party certifications in product quality, customer trust, and market competitiveness. We collaborate with SGS, Intertek, and UL to ensure compliance with global standards, enhancing safety and durability.

Certifications help customers enter markets smoothly, strengthen brand credibility, and ensure our products meet environmental regulations, reduce trade risks, and support green manufacturing .

We will continue to refine our quality management to ensure every bicycle meets the highest standards, providing a safe and reliable riding experience.

4 & 5 號碗與車架組立

1) 組裝前檢視

- 依 BOM 檢視碗蓋、碗蓋螺絲 4 或 5 號碗蓋內尺寸是否相符。
- 依 BOM 檢視碗蓋厚度、顏色、及對齊度。
- 確認 4 或 5 號碗蓋尺寸是否與碗蓋大小相符。

2) 操作工法

- 將碗蓋兩面之車架螺絲 4 或 5 號碗蓋螺絲對準碗蓋上之碗蓋螺絲孔，旋入碗蓋，旋入時請注意碗蓋之對齊度。
- 將碗蓋對準碗蓋上之碗蓋螺絲孔，旋入碗蓋。
- 將碗蓋螺絲旋入碗蓋螺絲孔，旋入時請注意碗蓋之對齊度。

3) 組裝後自主檢查

- 4 或 5 號碗蓋對準碗蓋螺絲孔，旋入碗蓋螺絲，旋入時請注意碗蓋之對齊度。
- 旋入碗蓋螺絲後，碗蓋與碗蓋螺絲孔之對齊度應良好。

4) 使用工具

- 碗蓋螺絲

備註

- 如有碗蓋螺絲尺寸不符之碗蓋螺絲，請勿安裝。

Headset and frame setup

前變速器鎖車架高度定位

1) 組裝前檢視

- 依 BOM 檢視前變速器鎖車架螺絲、前變速器鎖車架螺絲、前變速器鎖車架螺絲、前變速器鎖車架螺絲。

2) 操作工法

- 將前變速器鎖車架螺絲旋入前變速器鎖車架螺絲孔，旋入時請注意前變速器鎖車架螺絲之對齊度。
- 將前變速器鎖車架螺絲旋入前變速器鎖車架螺絲孔，旋入時請注意前變速器鎖車架螺絲之對齊度。

3) 組裝後自主檢查

- 前變速器鎖車架螺絲旋入前變速器鎖車架螺絲孔，旋入時請注意前變速器鎖車架螺絲之對齊度。

4) 使用工具

- 前變速器鎖車架螺絲 (250QLK)

Front shifter located

五通碗組

1) 組裝前檢視

- 依 BOM 檢視五通碗蓋、五通碗蓋螺絲、五通碗蓋螺絲、五通碗蓋螺絲。

2) 操作工法

- 將五通碗蓋螺絲旋入五通碗蓋螺絲孔，旋入時請注意五通碗蓋螺絲之對齊度。
- 將五通碗蓋螺絲旋入五通碗蓋螺絲孔，旋入時請注意五通碗蓋螺絲之對齊度。

3) 組裝後自主檢查

- 五通碗蓋螺絲旋入五通碗蓋螺絲孔，旋入時請注意五通碗蓋螺絲之對齊度。

4) 使用工具

- 五通碗蓋螺絲 (250QLK)

Bottom bracket

後變速器與吊耳組裝

1) 組裝前檢視

- 依 BOM 檢視後變速器、後變速器螺絲、後變速器螺絲、後變速器螺絲。

2) 操作工法

- 將後變速器螺絲旋入後變速器螺絲孔，旋入時請注意後變速器螺絲之對齊度。
- 將後變速器螺絲旋入後變速器螺絲孔，旋入時請注意後變速器螺絲之對齊度。

3) 組裝後自主檢查

- 後變速器螺絲旋入後變速器螺絲孔，旋入時請注意後變速器螺絲之對齊度。

4) 使用工具

- 後變速器螺絲 (250QLK)

Rear shifter and hanger assembling

前後剎車器組裝

1) 組裝前檢視

- 依 BOM 檢視前後剎車器、前後剎車器螺絲、前後剎車器螺絲、前後剎車器螺絲。

2) 操作工法

- 將前後剎車器螺絲旋入前後剎車器螺絲孔，旋入時請注意前後剎車器螺絲之對齊度。
- 將前後剎車器螺絲旋入前後剎車器螺絲孔，旋入時請注意前後剎車器螺絲之對齊度。

3) 組裝後自主檢查

- 前後剎車器螺絲旋入前後剎車器螺絲孔，旋入時請注意前後剎車器螺絲之對齊度。

4) 使用工具

- 前後剎車器螺絲 (250QLK)

Front and rear brake assembling

首管組件與前叉車架組立

1) 組裝前檢視

- 依 BOM 檢視首管組件、首管組件螺絲、首管組件螺絲、首管組件螺絲。

2) 操作工法

- 將首管組件螺絲旋入首管組件螺絲孔，旋入時請注意首管組件螺絲之對齊度。
- 將首管組件螺絲旋入首管組件螺絲孔，旋入時請注意首管組件螺絲之對齊度。

3) 組裝後自主檢查

- 首管組件螺絲旋入首管組件螺絲孔，旋入時請注意首管組件螺絲之對齊度。

4) 使用工具

- 首管組件螺絲 (250QLK)

Stem, fork and frame assembling

工作流程 PRODUCTION FLOW

大齒盤組裝

1) 組裝前檢視

- 依BOM的規格確認齒盤型號與規格。
- 依照裝架圖確認齒盤之由轉接厚度。
- 外觀檢視齒盤、安裝溝蓋及蓋面有無損傷及異常。

2) 操作手法

- 先將齒盤、溝蓋及蓋面有損傷及異常。
- 將齒盤安裝於曲柄上，並確認齒盤與曲柄之配合。

3) 組裝後自主檢查

- 檢查齒盤與曲柄之配合。
- 檢查齒盤與曲柄之配合。

4) 使用工具

- 5mm T型六角扳手
- 扭力扳手

Crankset setup

鏈條組裝

1) 組裝前檢視

- 依BOM的規格確認鏈條型號與規格。
- 檢查鏈條長度與規格。
- 檢查附件與規格。

2) 操作手法

- 將鏈條安裝於齒盤上，並確認鏈條與齒盤之配合。
- 將鏈條安裝於齒盤上，並確認鏈條與齒盤之配合。

3) 組裝後自主檢查

- 檢查鏈條與齒盤之配合。
- 檢查鏈條與齒盤之配合。

4) 使用工具

- 鏈條剪鉗
- 鏈條接頭

Chain setup

變速外管穿法走向

1) 組裝前檢視

- 依BOM的規格確認變速外管型號及顏色。
- 外觀檢查外管有無損傷及異常。

2) 操作手法

- 將變速外管穿入變速外管，並確認變速外管與變速外管的配合。
- 將變速外管穿入變速外管，並確認變速外管與變速外管的配合。

3) 組裝後自主檢查

- 檢查變速外管與變速外管的配合。
- 檢查變速外管與變速外管的配合。

Shifter wire threading

剎車系統調整

1) 組裝前檢視

- 依BOM的規格確認剎車系統型號與規格。
- 檢查剎車系統長度與規格。
- 檢查剎車系統附件與規格。

2) 操作手法

- 將剎車系統安裝於車架上，並確認剎車系統與車架之配合。
- 將剎車系統安裝於車架上，並確認剎車系統與車架之配合。

3) 組裝後自主檢查

- 檢查剎車系統與車架之配合。
- 檢查剎車系統與車架之配合。

4) 使用工具

- 5mm T型六角扳手
- 扭力扳手

Brake system adjusting

後變速器微調

1) 組裝前檢視

- 依BOM的規格確認後變速器型號與規格。
- 檢查後變速器長度與規格。
- 檢查後變速器附件與規格。

2) 操作手法

- 將後變速器安裝於車架上，並確認後變速器與車架之配合。
- 將後變速器安裝於車架上，並確認後變速器與車架之配合。

3) 組裝後自主檢查

- 檢查後變速器與車架之配合。
- 檢查後變速器與車架之配合。

4) 使用工具

- 5mm T型六角扳手
- 扭力扳手

Front and rear shifter fine tuning

後輪與車架組裝

1) 組裝前檢視

- 依BOM的規格確認後輪與車架型號與規格。
- 檢查後輪與車架長度與規格。
- 檢查後輪與車架附件與規格。

2) 操作手法

- 將後輪與車架安裝於車架上，並確認後輪與車架之配合。
- 將後輪與車架安裝於車架上，並確認後輪與車架之配合。

3) 組裝後自主檢查

- 檢查後輪與車架之配合。
- 檢查後輪與車架之配合。

4) 使用工具

- 5mm T型六角扳手
- 扭力扳手

Rear tire and frame assembling

工作流程 PRODUCTION FLOW

A large curved screen in a dimly lit room displays a technical drawing of a bicycle frame. The drawing is a wireframe model showing the front fork, handlebars, and the main frame structure. The background is dark, and the screen is the primary light source.

開發組

DEVELOP DEPARTMENT

已通過ISO 9001認證 | ISO 9001 Certificated

 **DORCUS**

DORCUS BIKE CORP.



開發組

從概念到現實，我們專注於一流產品的研發與設計。DORCUS 的開發團隊全心投入，為客戶創造價值。

面對不同國家與文化，我們將為每位客戶量身打造專屬產品，以符合當地市場需求。

DEVELOP DEPARTMENT

From concept to reality, we are dedicated to researching and designing top-tier products. The DORCUS development team is committed to creating value for our customers.

Recognizing the diversity of countries and cultures, we tailor exclusive products to help each customer adapt to their local market.



開發設備
DEVELOP FACILITIES



開發設備
DEVELOP FACILITIES

Thank you

All you need is in DORCUS

DORCUS BIKE CORP.
佳昇工業有限公司

No.1-17, Shanjiao Rd., Dacun Township, Changhua County 515, Taiwan

TEL : +886-4-8529555 FAX : +886-4-8527755

sales02@dorcuscycle.com www.dorcusbike.com